





Model	 Rider 310 E	 Rider 310 C	 Rider 310 H	 Rider 310 T
Dimension	45.1x69.5x17.3mm	45.1x69.5x17.3mm	45.1x69.5x17.3mm	45.1x69.5x17.3mm
Weight	56 g	56 g	56 g	56 g
Waterproof	IPX7	IPX7	IPX7	IPX7
Display	1.8" Mono LCD	1.8" Mono LCD	1.8" Mono LCD	1.8" Mono LCD
High-sensitivity GPS	v	v	v	v
Barometric Altimeter	v	v	v	v
Functions	70	70	70	70
Battery Hour	36	36	36	36
Support Exercise Type	Cycling	Cycling	Cycling	Cycling
Lap History	130 laps	130 laps	130 laps	130 laps
Log History	300 hours	300 hours	300 hours	300 hours
Pre-loaded Bryton Test	v	v	v	v
Training Program	v	v	v	v
Compatible with ANT+ Power Meter	v	v	v	v
Shimano Di2 "D-Fly" Elect. Shifting Support				
Time / Distance Alerts	v	v	v	v
Altitude / Slope / Temperature	v	v	v	v
Number of Customizable Grid	8	8	8	8
Max Data Page	7	7	7	7
On Device Graphical Summary				
One Second Recording	v	v	v	v
Navigation				
Follow Track				
Support Bike Number	2	2	2	2
Bike Mount	v	v	v	v
ANT+ Auto Sensor Detection for Data Grid Adjustments	v	v	v	v
ANT+ Heart Rate Monitor	Optional	Optional	v	v
ANT+ Cadence Sensor	Optional	v	Optional	v
ANT+ Speed Sensor	Optional	Optional	Optional	Optional
Data Transfer	Bluetooth	Bluetooth	Bluetooth	Bluetooth
Update Firmware/GPS	Bryton Update Tool	Bryton Update Tool	Bryton Update Tool	Bryton Update Tool
Download Planned Trips				
Bryton Mobile App	v	v	v	v
Upload to Brytonactive Training center	v	v	v	v
FIT File Uploadable to Training Sites (Strava, TrainingPeaks)	v	v	v	v